

A+

# Flirting Guide

**Professor,**

**I Love Your...**

**Syllabus!**

Tried everything, but your professor is still not impressed? Put down that textbook and pick up **this guide!** Who needs academic integrity when you got rizz?



**DISCLAIMER:** This guide is purely humorous and not a call to action. We do not guarantee any academic results, including grades, assessments, or classroom experiences. Following this guide is at your own risk.

## Chapter 1

# KYP (Know Your Professor)

One more time, this is not a guide on creepy stalking. But with that said, you probably should get to know your professor a little better. This mini-quiz helps you understand your mentor's personality so you can "engage" appropriately (academically, of course).



## Professor personality decoder mini-quiz

### 1. Office hours vibe:

- A** Obscure quotes & dramatic gestures
- B** Pop culture and TikTok trend mentions
- C** Deep research digs
- D** Snacks and tea chats

### 3. Communication style:

- A** Formal emails
- B** Casual emails
- C** In-depth discussions
- D** Quick chats

### 2. Lecture style:

- A** Monotone & detail-focused
- B** Energetic & multi-channel
- C** Thought-provoking & challenging
- D** Relaxed & collaborative



## Chapter 1

# KYP (Know Your Professor)

## Quiz key:

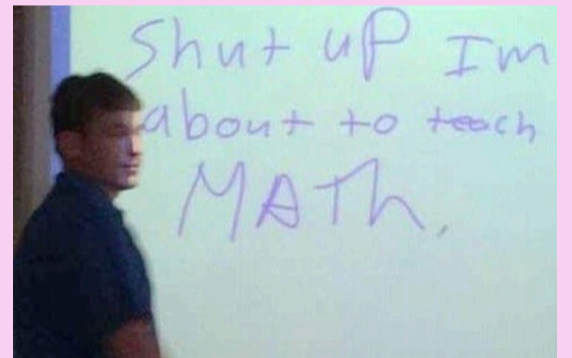
### 1. Mostly A's: "Ancient Text" professor: Rigorous, traditional

«Engagement» strategy: Reference textbooks (even if you skimmed them), ask about scientific context, and demonstrate respect for traditional academia. Try not to be too «modern.»



### 2. Mostly B's: "Best Bro" professor: Engaging, fun

"Engagement" strategy: Participate in class conversations, make relevant pop culture references (but keep it academic!), and show enthusiasm for learning. Don't be afraid to be yourself, just keep it professional, it's school after all.




### 3. Mostly C's: "Deep Thinker" professor: Intellectual, challenging

"Engagement" strategy: Ask thought-provoking questions, offer insightful analysis, and engage in respectful debate. Don't just agree with everything they say. Show you can think critically and don't shy away from extracurricular learning.



### 4. Mostly d's: "Chill" professor: Supportive, relaxed

"Engagement" strategy: Be respectful and engaged, ask questions when you're confused, and participate in class discussions. Don't take advantage of their chillness by slacking off! Instead, learn to be productive in relaxed environments.




## Chapter 2

# Body Language 101

Now that we've got the strategy sorted out, let's talk about moving your body. Next, you will learn how to appear engaged, intelligent, and considerate. We cannot stress this enough, "flirting" here means academic engagement, not romantic pursuit.

- **Eye contact done right.** Maintain eye contact just long enough to show you're paying attention, not so long that they feel the need to call campus security. Nodding along and slightly tilting your head shows you are engaged and interested.
- **Compliment like a pro.** Praise their teaching style or insights, but never their appearance. "Your analysis of X was fascinating" is good. "You look fantastic in these jeans" is NOT. Bonus points for being specific: "I especially appreciated your point about Y in relation to Z."
- **Office hours etiquette.** Professors' office hours are there for you to learn and succeed. The best approach is to come with a question ready, even if it's something you could Google. The goal is to start a conversation. Sit at a respectful distance. Listen attentively and make sure you really understand the answer before you leave.



### From harmless to hazardous scale

**Attentive student:**  
Nodding, occasional eye contact, relevant questions. Safe and effective.

**Engaged scholar:**  
Thoughtful questions, insightful comments. Riskier, but potentially higher reward.

**Aspiring academic:**  
Referencing out-of-syllabus resources, engaging in respectful debate. High risk, high reward.

**Creepy flirt:**  
Complimenting appearance, lingering after class, uncalled-for gifts. **Do not cross this line. WE MEAN IT.**

## Chapter 3

# High GPA OOTD

Your outfits can be your secret weapon in the battle for academic success. While showering and wearing clean clothes are non-negotiable, consider the following approaches to curate your closet for maximum strategic impact.


### Preppy chic

Channel your inner Cher from *Clueless* with fitted blazers, plaid, and crisp white button-ups. Throw in a classy satchel or briefcase to show you mean business.



### Smart casual

Think Steve Jobs circa iPhone 4s. A plain t-shirt or turtleneck and jeans is a comfortable combo that reads as “I’m here to focus.”



### Monochrome minimalism

Spend a little extra time assembling a perfectly matching outfit with the right accessories. Or take it one step further and create an entire capsule.



## Chapter 4

# The Art of Conversation



Ok, let's get to banter. Academically acceptable banter, that is. Use the professor type you figured out in Chapter 1 as your foundation.

## Conversational inspiration by professor type

- **Ancient Text professor.** Use clean, formal vocabulary, avoiding slang. For example, instead of “word”, try “fascinating perspective, professor.” Bonus points if you can quote relevant resources in their original language, especially if it’s Latin.
- **Best Bro professor.** Pick a family-friendly sitcom character as an inspiration and have some fun. Remember, your professor loves pop culture, so instead of “Love it!” say something like, “This reminded me of how everyone was making sourdough when the pandemic started.”
- **Deep Thinker professor.** If you loved being on the debate team or inexplicably attended debates at any point in your life, this is your time to shine. Your professor loves to be intellectually challenged. Just don’t hurt their ego.
- **Chill professor.** Take it easy when clarifying questions or sharing your perspectives. Instead of “Question,” try “Hey, I might be a tad confused about this... cat video?”



## Chapter 5

# The Final Exam Showdown

The entire term's effort goes down at the final exam. This is the time to really shine without resorting to actual flirting because that's still a **TERRIBLE idea**.

- **Strategic seat.** Sitting in the front row can signal attentiveness and confidence (or desperation, depending on how you pull it off). Sitting in the back row can signal either brilliance or complete disinterest. Choose wisely.



- **Fake it till you make it.** Even if you're panicking internally, try to project an air of calm competence. Maintain good posture, avoid fidgeting, and occasionally nod thoughtfully, even if you have no idea what you're nodding at.



- **Eye contact (again).** Making eye contact with the professor during the exam can be risky. If you're confident, a brief, friendly glance can signal that you're engaged and on top of things. If you're struggling, avoid eye contact at all costs. You don't want to communicate your desperation.



## Chapter 6

# When It All Goes Wrong

We couldn't skip on damage control. Let's face it: even the most carefully crafted academic "flirting" strategy can go sideways.

Here, you'll learn how to gracefully navigate the awkward encounters and potential pitfalls of your hopefully well-intentioned efforts.

★ **Backpedal from a backfired compliment.** If your professor takes a compliment the wrong way, e.g., they think you're hitting on them when you're just trying to praise their groundbreaking research on the mating habits of the lesser-spotted dung beetle, quickly clarify your intentions. "I'm so sorry if that came across the wrong way. I was simply trying to express my admiration for your work on..." The key is to steer the conversation back to academic territory as quickly as possible.

★ **Humbled humblebrag.** If your confidence comes across as plain bragging, own it (a little). "Okay, maybe I'm a little proud of my research on the socio-economic impact of artisanal toast. But seriously, it's fascinating stuff." A touch of humor can defuse the tension.

★ **Confess to impress.** If you get caught in a lie about having read a book or seen a movie, confess. "I haven't actually read it yet, but it's on my list! I'm fascinated by the themes you mentioned." This shows you're at least somewhat interested in learning.

★ **Backup strategy.** If your "flirting" strategy backfires spectacularly, and you're convinced you've alienated your professor beyond repair, there's always the nuclear option: actually studying. It's not as fun or glamorous, but it's surprisingly effective.

★ **Staying calm to stay calm.** Remember, it's just a class. One awkward encounter or failed attempt at intellectual banter will probably not ruin your life. Take a deep breath, remind yourself that you're an almost functioning adult, and move on. And maybe avoid that particular professor for a while.

**Final disclaimer: This guide is purely humorous and not a call to action. We do not guarantee any academic results, including grades, assessments, or classroom experiences. Following this guide is at your own risk.**



**Bonus Section:**

# Real Tips for Succeeding in Class



If we are being honest, rizz alone won't earn you an A+. And no, flirting with your professor isn't the answer. **Seriously, DON'T.** Instead, ask smart questions, attend office hours, and seek feedback. **Need extra help? EssayPro has you covered.**

## Expert help, any time

Thousands of professionals are ready to assist you with your essays, research papers, labs, and more. Whether it's Shakespearean sonnets or the intricacies of quantum physics, EssayPro has an expert who can help.

## Student-friendly price

We know college is expensive. That's why EssayPro offers competitive, all-inclusive rates that make sense.

## Fast turnaround

Facing a tight deadline? No problem! EssayPro turnaround times start at just 3 hours. So, even if you've procrastinated until the last minute, you can still get the help you need.

## 20% OFF your first order

Use promo code **FLIRT20** at checkout and get a sweet discount on your first order. Promos are our own little way to flirt with you 🐶

So, ditch the risky flirting strategies and head over to [EssayPro.com](https://www.essaypro.com). It's the smart, safe, and definitely less awkward way to achieve academic success.